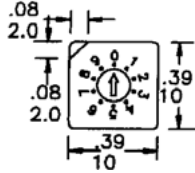



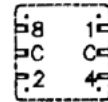
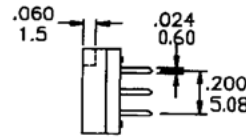
Rotary DIP switches 3x3

Operating voltage: 24VDC max
Switching current: 100mA max
Contact resistance: 100 mΩ
Life: 10,000 step operations min.

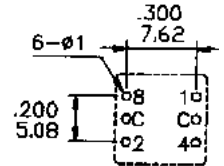
Standard Top Adjust



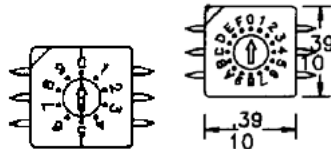

10 pos BCD 42- HV0002 16 pos Binary 42- HV0035



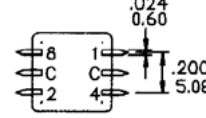
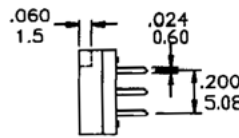
3x3 Pin out
PCB Drilling Layout



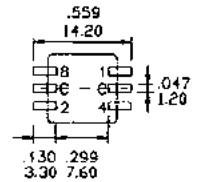
SMD Top Adjust



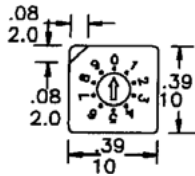
10 pos BCD 42- HSV0002 16 pos Binary 42- HSV0035



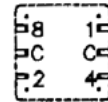
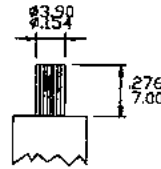
3x3 Pin out
PCB SMD Layout



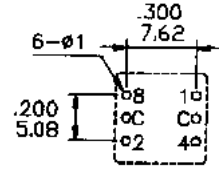
Standard Side Adjust



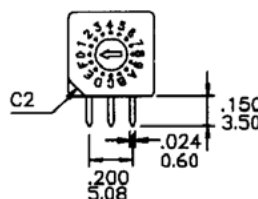
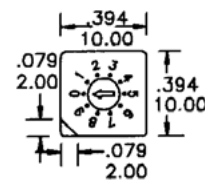

10 pos BCD 42- HV0102 16 pos Binary 42- HV0135



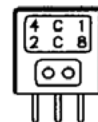
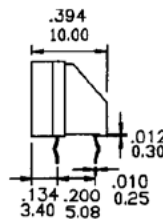
3x3 Pin out
PCB Drilling Layout



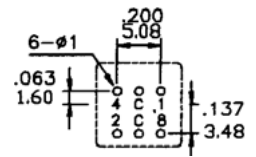
Standard Top Adjust / Shaft



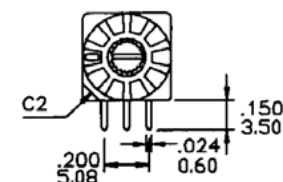
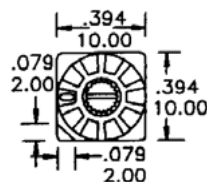
10 pos BCD 42- HR1002 16 pos Binary 42- HR1035




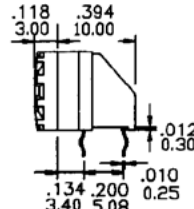
3x3 Pin out
PCB Drilling Layout



Standard Top Adjust / Knob



10 pos BCD 42- HR1102W 16 pos Binary 42- HR1135W - with knob
42- HR1102 42- HR1135 - shaft only



3x3 Pin out
PCB Drilling Layout

